

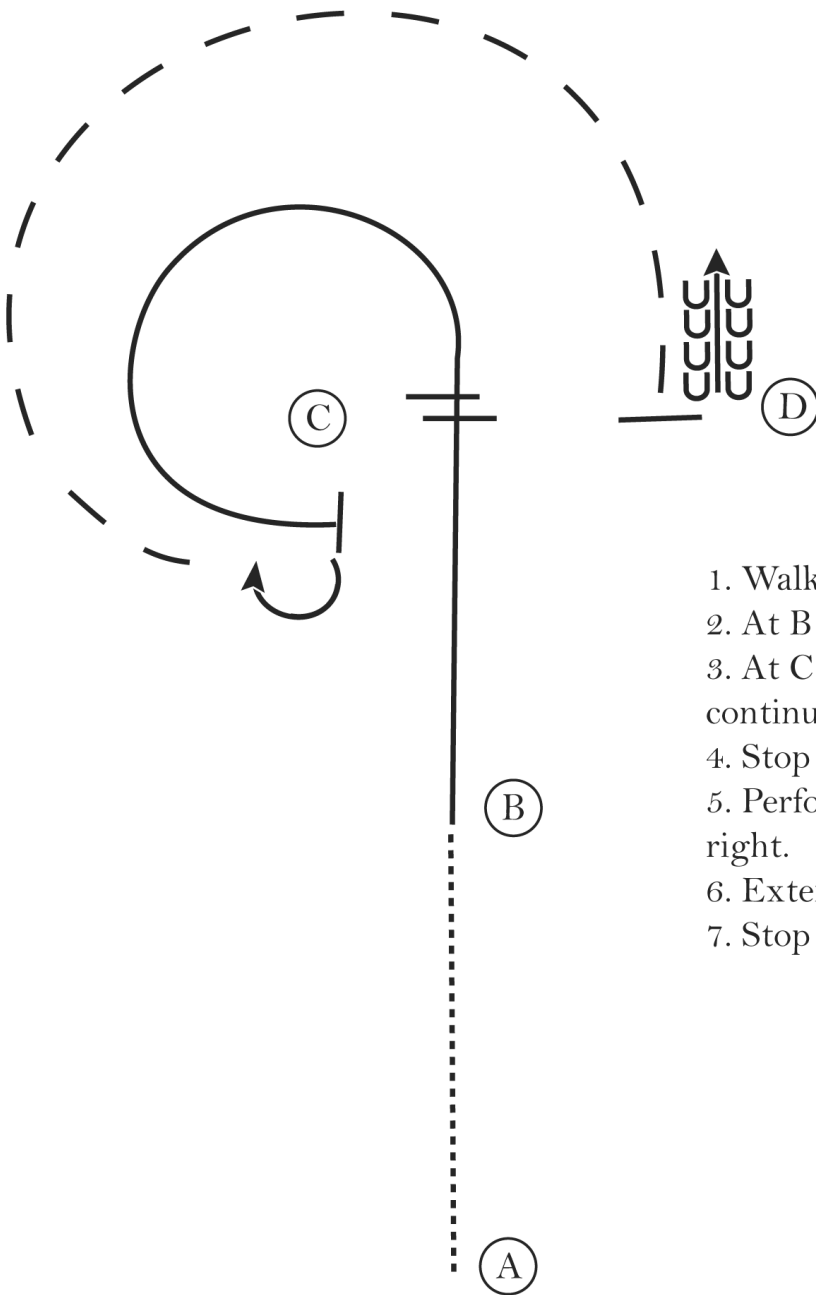
HIGH DESERT PINTO

PINTO HORSEMANSHIP (YOUTH & AMATUER)

Show Date: 04/28/2012

w w w . H o r s e S h o w P a t t e r n s . c o m

w w w . H o r s e S h o w P a t t e r n s . c o m



1. Walk A to B.
2. At B lope on the right lead to C.
3. At C perform a lead change and continue on the left lead around C.
4. Stop at C.
5. Perform a 180 degree turn to the right.
6. Extend the jog around C.
7. Stop at D and back 4 steps.

Walk
Jog	- - - - -
Extended Jog	— — — — —
Lope	—————
Leg Yield	
Lead Change	↘
Back	←←←←←
Marker	(B)
Sidepass	←- - - ->

[WH/2-1]

Pattern Provided by:
CAROLYN DOBBINS

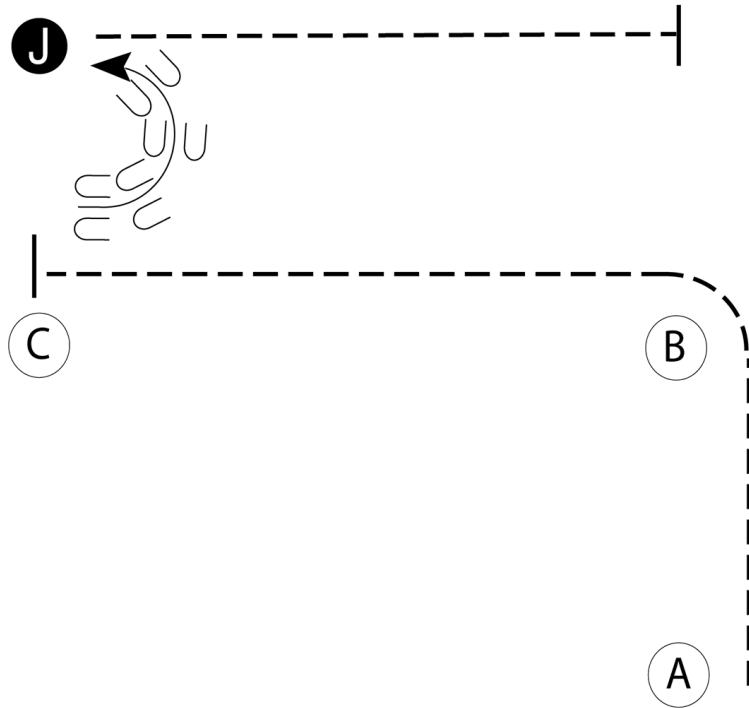
HIGH DESERT PINTO

OPEN SHOWMANSHIP

Show Date: 04/28/2012

w w w . H o r s e S h o w P a t t e r n s . c o m

w w w . H o r s e S h o w P a t t e r n s . c o m



1. Trot from A to C.
2. Stop at C.
3. Back a half-circle to the Judge.
4. Set up for inspection.
5. When dismissed trot until even with B.
6. Stop and wait to be dismissed.

Walk	-----
Trot	- . - . - .
Back	←
Marker	Ⓚ
Judge	ⓐ

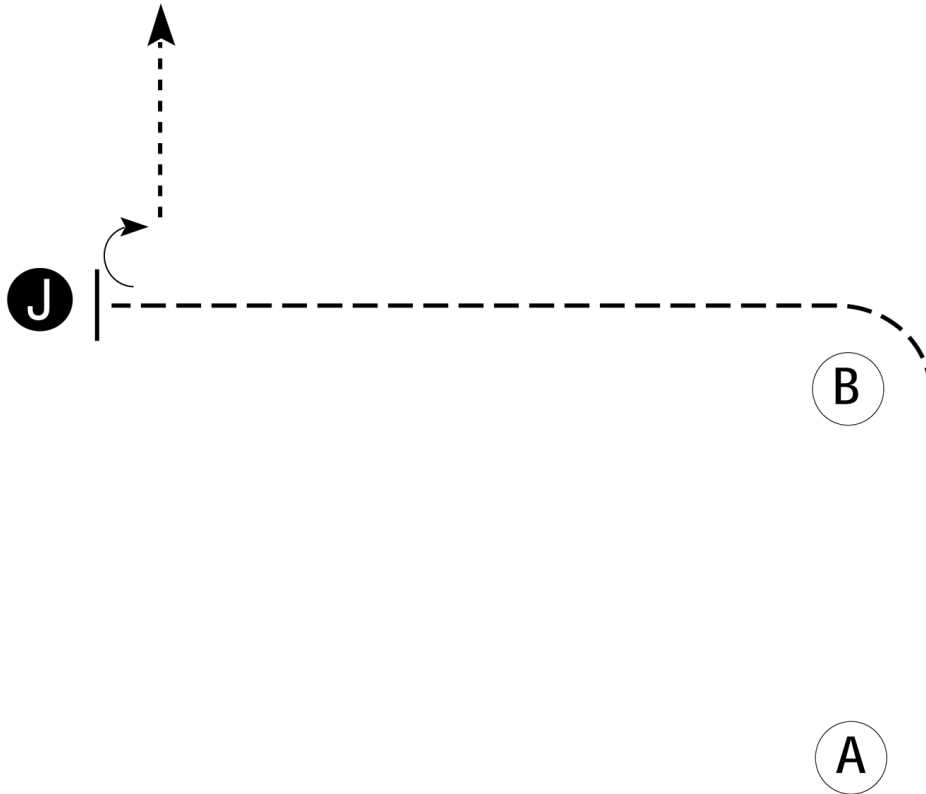
[S/2-10]

Pattern Provided by:
CAROLYN DOBBINS

HIGH DESERT PINTO

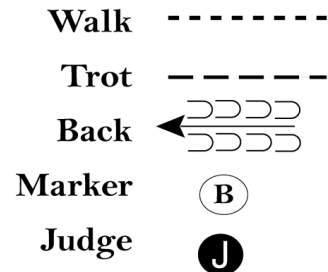
WALK TROT SHOWMANSHIP

Show Date: 04/28/2012



Be ready at A.

1. Walk from A to B.
2. At B, trot to judge.
3. Stop and set up for inspection.
4. When dismissed, turn 90 degrees and walk away from judge.
5. Follow the instructions of your ring steward.



[S/WT-11]

Pattern Provided by:
CAROLYN DOBBINS

w w w . H o r s e S h o w P a t t e r n s . c o m

w w w . H o r s e S h o w P a t t e r n s . c o m